

New Jersey Nursing Programs Educational Capacity Report Pre-licensure

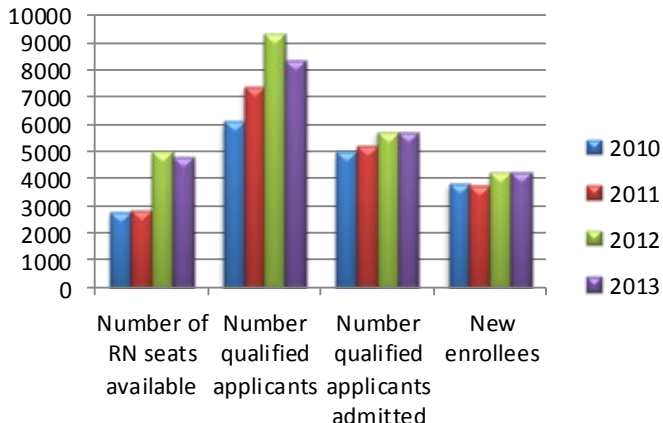
FACT SHEET 2013

PROGRAMS

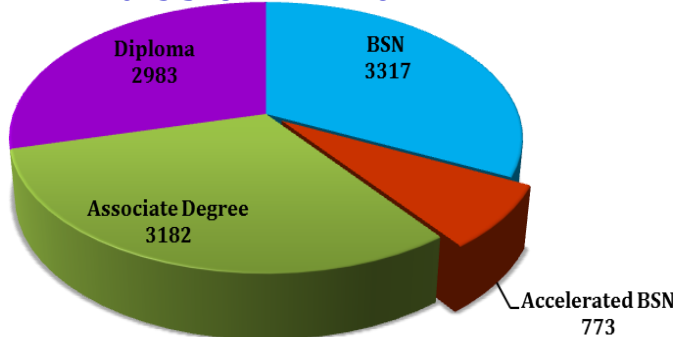
43 nursing schools offering pre-licensure programs

- ★ Diploma
- ★ Associate Degree in Nursing (ADN Generic)
- ★ Associate Degree in Nursing (ADN Bridge)
- ★ Bachelor of Science in Nursing (BSN)
- ★ Accelerated BSN

PRE-LICENSURE APPLICANTS, AVAILABLE SEATS, QUALIFIED APPLICANT, ADMITTED AND ENROLLMENT

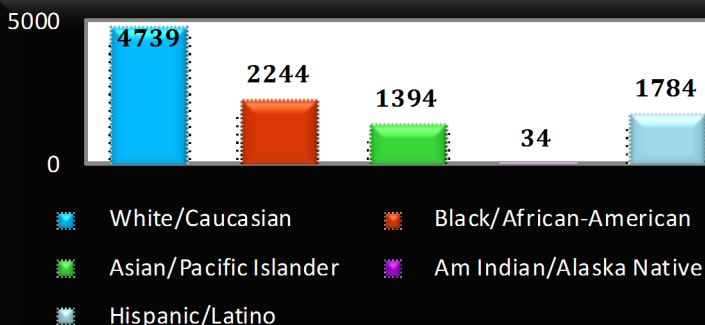


2013 STUDENT ENROLLMENT



- ★ Overall, 68% of qualified applicants were admitted and 74% (of the 68%) enrolled
- ★ 96% of admitted ADN generic applicants enrolled and for ADN bridge 99% of admitted applicants enrolled
- ★ Out of 1,785 available seats in BSN programs, 65% of the 4,086 qualified applicants were admitted and 52% of those applicants enrolled

RACE/ETHNICITY OF PRE-LICENSURE ENROLLEES



★ Race/Ethnicity (Highest to lowest enrollment)

White/Caucasian (ADN generic, Accelerated BSN, BSN generic, pre-licensure MSN)

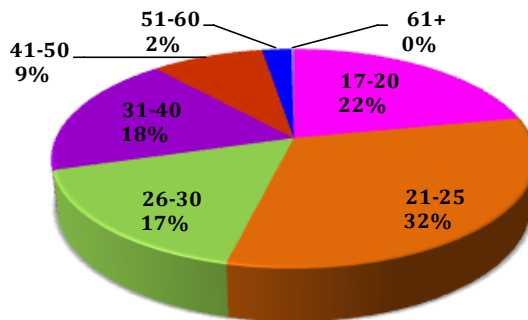
Black/African American (ADN bridge, diploma, pre-licensure MSN, accelerated BSN, ADN generic, BSN generic)

Asian/Pacific Islander (BSN generic, Accelerated BSN, Diploma, ADN generic, ADN bridge, pre-licensure MSN)

Hispanic/Latino (Diploma, BSN generic, ADN generic, Accelerated BSN, BSN generic, pre-licensure MSN)

American Indian/Alaska Native (negligible)

AGE OF PRE-LICENSURE ENROLLEES



2013 NURSING GRADUATES

PRE-LICENSURE NUMBER OF GRADUATES BY PROGRAM TYPE					
	Program Type				
Diploma	ADN Generic	ADN Bridge	BSN Generic	Accelerated BSN	MSN
n = 7	n = 17	n = 9	n = 19	n=8	n=1
513	1096	317	753	486	20
16%	44%			40%	

- ★ A total of 3165 students graduated from the pre-licensure RN program during the academic 2012-2013 academic year.